



OWANDY-RX *PORTABLE*

LESS WEIGHT FOR BETTER IMAGES
PORTABLE DENTAL X-RAY SYSTEM

OWANDY-RX PORTABLE

SUPER HIGH IMAGE QUALITY

Exceptional high image resolution thanks to its 0.3mm focal spot

EASY TO USE

Quickly take images by applying patient and teeth preset values

LIGHT & COMPACT

Can be used with only one hand

POWERFUL BATTERY

Scan up to 300 times with only one charge

POWERFUL CURRENT

Excellent image quality thanks to 3mA anode current

WIRELESS CHARGING

Simply charge Owandy-RX Portable by placing it on the cradle






USER FRIENDLY

Parameters are displayed in a simple way **to facilitate use**: battery level, type of examination and patient, X-ray emission, kV, mA... You can also configure **Owandy-RX Portable** according to your needs thanks to the "MEMO" function.



LIGHTWEIGHT

Weighing 1.8kg, **Owandy-RX Portable** is one of the lightest X-ray devices on the market. It is therefore easy to handle and to position.



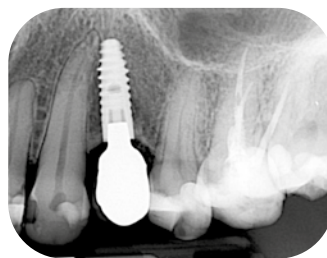
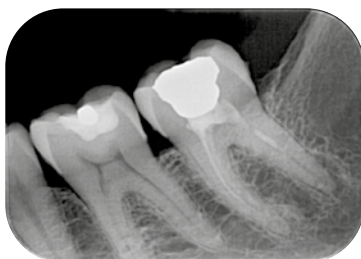

LONG BATTERY LIFE

With one charge, you can shoot up to **300 images!**



HIGH DEFINITION IMAGES

Thanks to its **0.3mm focal spot**, you will obtain high quality images, both with sensor and plates.

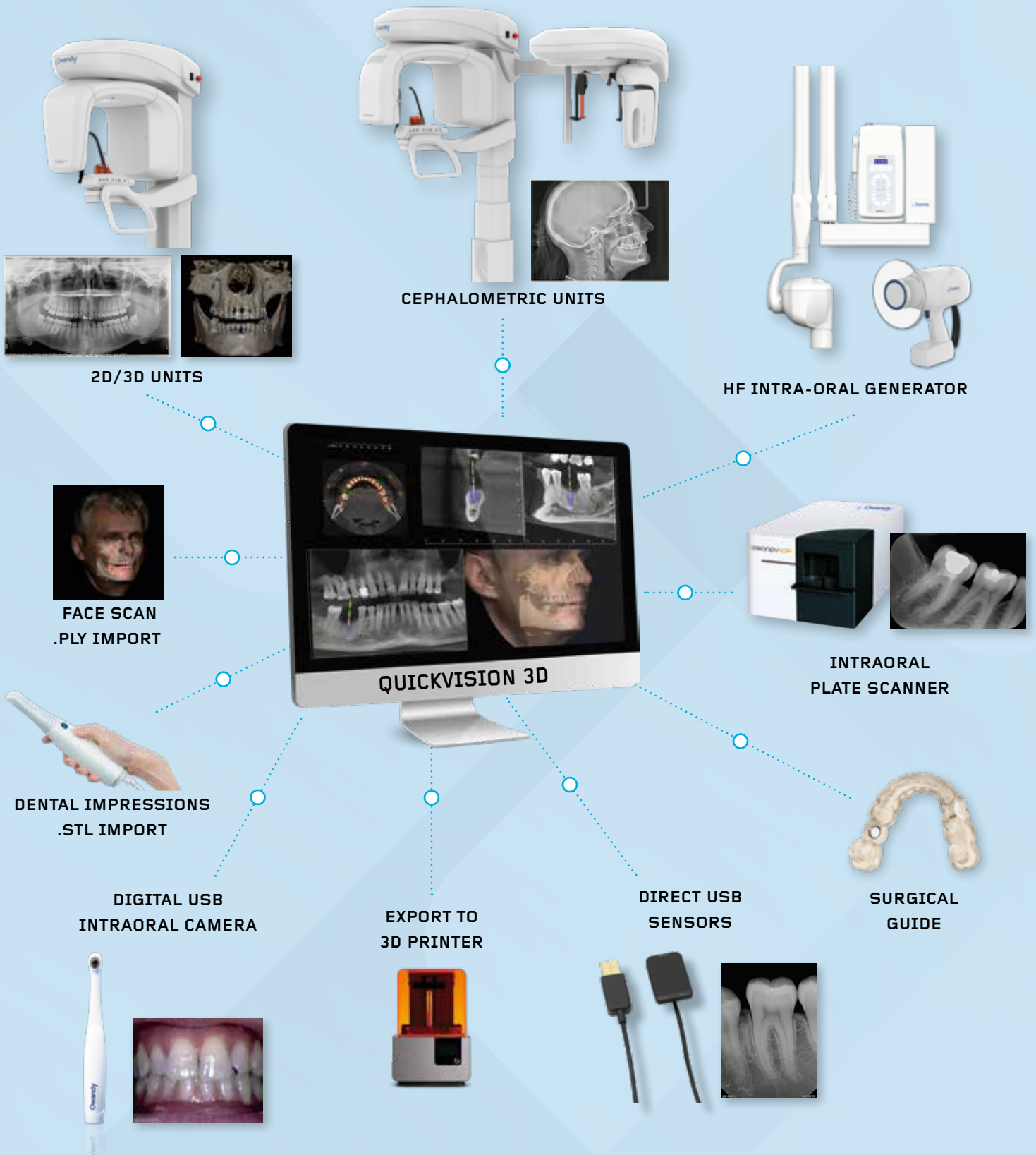


Technical features

X-ray tube	CEI
kV/mA	70kV / 3mA
Focal spot	0.3 mm
Total filtration	1.5mm Al
Battery charger input voltage	100-240V / 50~60Hz
Battery voltage	24.2V
Weight	1.8 kg
Options	Backscatter protection Rectangular collimator (30x40mm, 20x30 mm)

DIGITAL WORKFLOW OWANDY RADIOLOGY

A COMPREHENSIVE RANGE TO MEET ALL YOUR REQUIREMENTS



BR_OWANDY-RX PORTABLE_EN_REV00



2, rue des Vieilles Vignes - 77183 Croissy-Beaubourg - FRANCE

Tel.: +33 1 64 11 18 18 - info@owandy.com - www.owandy.com